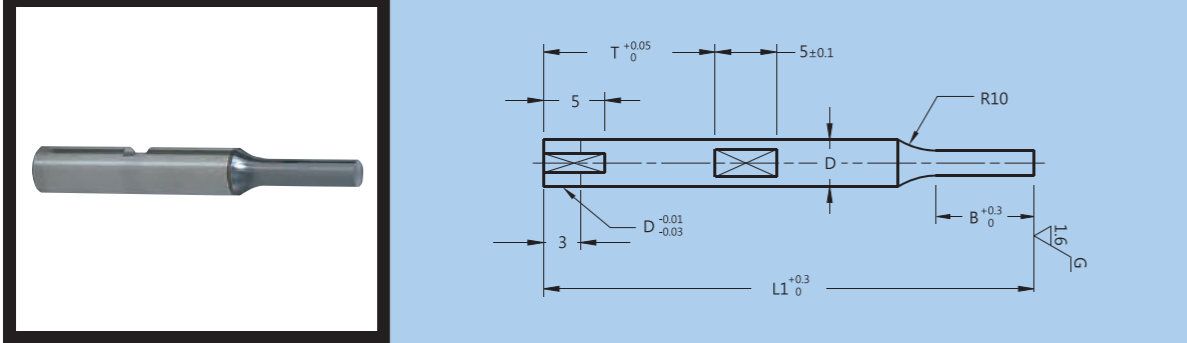
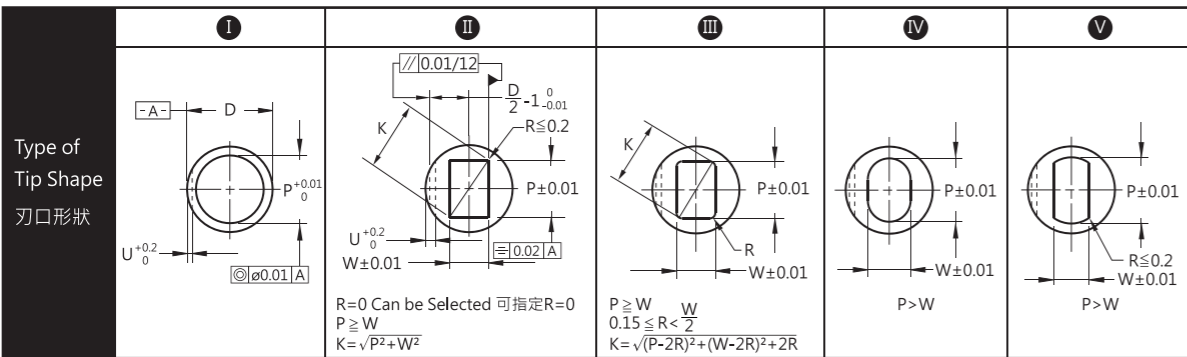


HTP048



Type 品名	Material 材質	Hardness 硬度	Surface Treatment 表面處理	Delivery 交貨日
HTP048-A	SKH51	61~64HRC 表面Surface3000HV	TiCN Coating TiCN 被覆處理	8 Working Days 8 個工作日
HTP048-B	Powdered Highspeed Steel 粉末高速鋼	64~67HRC 表面Surface3000HV		

D Tolerance 柄部直徑公差	
a	m5
b	+0.005 0



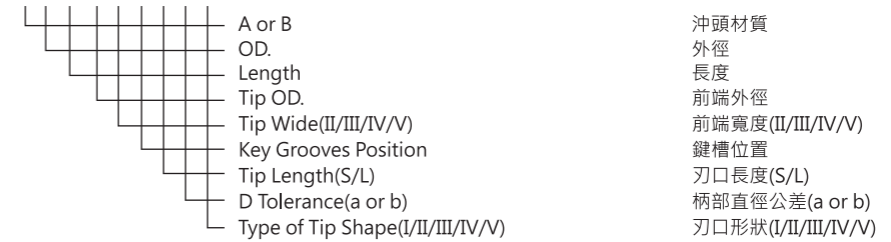
Type 品名	Tip Length 刃口長度	D	L1 (u: 10mm)	I (u:0.01mm) min. P max.	II/III/IV/V (u:0.01mm) P·Kmax.	II/III/IV/V (u:0.01mm) P·Wmin.	III (u:0.01mm) R	T (u: 0.1mm)	B	U Key groove depth 鍵槽深度
HTP048-A HTP048-B	S	3	40~80	1.00~2.99	-	-	0.15 ≤ R < W/2	T > 5.0	8	0.5
		4	40~80	1.00~3.99	3.97	1.00			8	0.5
		5	40~80	2.00~4.99	4.97	1.20			8	0.5
		6	40~80	2.00~5.99	5.97	1.50			8	1.0
		8	(40)~100	3.00~7.99	7.97	2.00			13	1.5
		10	(40)~100	3.00~9.99	9.97	2.50			13	1.5
		13	(40)~100	6.00~12.99	12.97	3.00			13	1.5
		16	(40)~100	10.00~15.99	15.97	4.00			19	1.5
	L	3	50~80	1.00~2.99	-	-			13	0.5
		4	50~80	1.00~3.99	3.97	2.00			13	0.5
		5	50~80	2.00~4.99	4.97	2.00			13	0.5
		6	50~80	2.00~5.99	5.97	2.00			13	1.0
		8	50~100	3.00~7.99	7.97	2.50			19	1.5
		10	50~100	3.00~9.99	9.97	2.50			19	1.5
		13	50~100	6.00~12.99	12.97	3.00			19	1.5
		16	60~100	10.00~15.99	15.97	4.00			25	1.5

Type 品名	Tip Length 刃口長度	D	L1 (u: 10mm)	I (u:0.01mm) min. P max.	II/III/IV/V (u:0.01mm) P·Kmax.	II/III/IV/V (u:0.01mm) P·Wmin.	III (u:0.01mm) R	T (u: 0.1mm)	B	U Key groove depth 鍵槽深度
HTP048-A HTP048-B	X	3	50~80	1.20~2.99	-	-	0.15 ≤ R < W/2	T > 5.0	19	0.5
		4	50~80	1.20~3.99	3.97	2.00			19	0.5
		5	60~80	2.00~4.99	4.97	3.50			25	0.5
		6	60~80	2.00~5.99	5.97	3.50			25	1.0
		8	60~100	3.00~7.99	7.97	5.00			30	1.5
		10	60~100	3.00~9.99	9.97	5.00			30	1.5
		13	60~100	6.00~12.99	12.97	5.00			30	1.5
		16	60~100	10.00~15.99	-	-			40	1.5

\* L1 (40) : B=8 If full length is (40), tip length is 8mm in all cases. 全長為(40)時·刃口長度一律為8mm  
 \* If no key groove is required, select T dimension that is the same as the full length L1. 不要鍵槽時·T尺寸請指定與全長L1相同尺寸

Order Ex. 訂購範例

HTP048-□-3-L1-P-W-T-□-□-□



Alterations 追加加工名稱	Description 加工說明	Alterations 追加加工名稱	Description 加工說明
PC WC	Tip dimension change 變更刃口尺寸 *請參考表2	LKC	Full length tolerance change 變更全長公差
BC	Tip length change 變更刃口長度 *請參考表2	KC	Addition key flats 止迴加工
SC	Lapping of tip 刃口拋光加工	NKC	No key flats 無止迴加工
PRC	Rounding of tip side edge 刃口側端面R加工	KD	change the location of key grooves 改變鍵槽位置
PCC	Chamfering to tip side edge 刃口側端面C倒角加工	WKD	Addition key grooves 鍵槽平行加工
GC	Tapper machining of the pin tip 錐度加工 *請參考表1	UK	Key groove depth change 變更鍵槽深度
PKC	Tip tolerance change 變更刃口公差	TKC	T dimension tolerance change 變更T尺寸公差
LC	Full length change 變更全長 *請參考表1	SKC	Single key flat on shank 柄部平面加工(1面)
LCT	Changes to head thickness tolerance and full length are processed using a single code. 變更頭厚公差與全長 *請參考表2	*追加加工詳細說明請參考產品概要-追加加工說明	