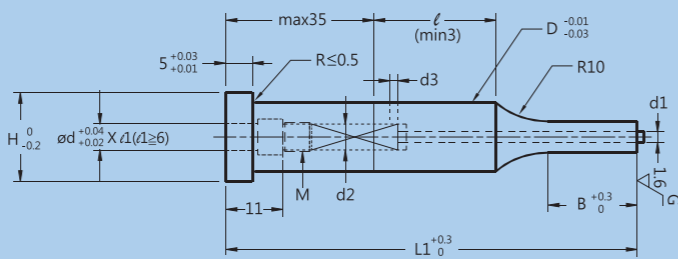


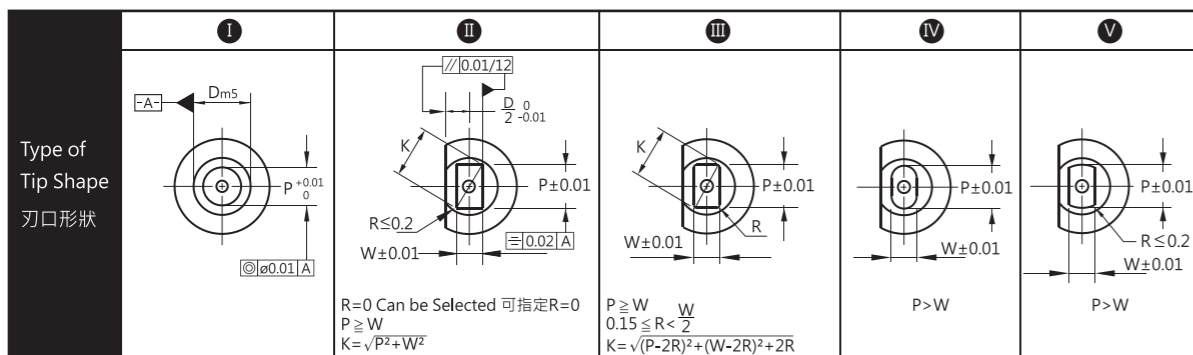
HTP021



※ Including Dowel Pin 附定位銷

Type 品名	Material 材質	Hardness 硬度	Delivery 交貨日
HTP021	Equivalent to SKD11 SKD11同級	60~63HRC	8 Working Days 8 個工作日

D Tolerance 柄部直徑公差
m5



Type 品名	Tip Length 刃口長度	D	L1 (u: 10mm)	I (u:0.01mm) min. P max.	II/III/IV/V (u:0.01mm) P·Kmax.	II/III/IV/V (u:0.01mm) P·Wmin.	III (u:0.01mm) R	B	H	d1	d2	d3	M	
HTP021	S	10	60~120	3.00~9.99	9.97	3.00	0.15 ≤ R < W/2	13	13	1.5	4.4		5	
		13	60~120	6.00~12.99	12.97	6.00		13	16	1.8				
		16	(60)~120	10.00~15.99	15.97	6.00		19	19	2.8				
		20	(60)~120	13.00~19.99	19.97	6.00		19	23					
		25	(60)~120	18.00~24.99	24.97	6.00		19	28					
		32	(60)~120	20.00~31.99	31.97	7.00		19	35					
		38	(60)~120	28.00~37.99	37.97	8.00		19	41	4.2				6.9
		45	(60)~120	35.00~44.99	44.97	9.00		19	48					
	L	10	70~120	3.00~9.99	9.97	3.00		19	13	1.5	1.5	4.4	5	
		13	70~120	6.00~12.99	12.97	6.00		19	16	1.8				
		16	70~120	10.00~15.99	15.97	6.00		25	19	2.8				
		20	70~120	13.00~19.99	19.97	6.00		25	23					
		25	70~120	18.00~24.99	24.97	6.00		25	28					
		32	70~120	20.00~31.99	31.97	7.00		25	35					
		38	70~120	28.00~37.99	37.97	8.00		25	41	4.2				6.9
		45	70~120	35.00~44.99	44.97	9.00		25	48					
	X	10	100~120	6.00~9.99	9.97	6.00		-	30	13	1.5	4.4	5	
		13	100~120	6.00~12.99	12.97	6.00			30	16	1.8			
		16	100~120	10.00~15.99	-	-			40	19	2.8			
		20	100~120	13.00~19.99	-	-			40	23				

Further dimensions on request
規格尺寸若另有需求·歡迎洽詢

※ u=unit

Type 品名	Tip Length 刃口長度	D	L1 (u: 10mm)	I (u:0.01mm) min. P max.	II/III/IV/V (u:0.01mm) P·Kmax.	II/III/IV/V (u:0.01mm) P·Wmin.	III (u:0.01mm) R	B	H	d1	d2	d3	M
HTP021	X	25	100~120	18.00~24.99	-	-	-	40	28	2.8	4.4	1.5	5
		32	100~120	20.00~31.99	-	-		40	35				

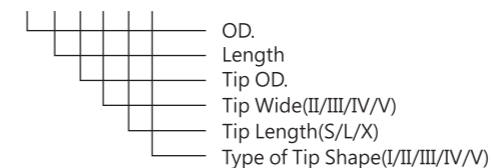
* L1 (60)→B=13 If full length is (60), tip length is 13mm in all cases. 全長為(60)時·刃口長度一律為13mm

* I : P>D-0.03→ℓ=0 If P>D-0.03 for a round punch, D^{-0.01}_{-0.03} (press-in lead) is not included. 圓沖頭P>D-0.03時·不附D^{-0.01}_{-0.03}(導入部)

* II/III/IV/V : P·K>D-0.05→ℓ=0 If P·K>D-0.05 for a shaped punch, D^{-0.01}_{-0.03} (press-in lead) is not included. 變形沖頭P·K>D-0.05時·不附D^{-0.01}_{-0.03}(導入部)

Order Ex. 訂購範例

HTP021-10-L1-P-W-□-□



外徑
長度
前端外徑
前端寬度(II/III/IV/V)
刃口長度(S/L/X)
刃口形狀(I/II/III/IV/V)

Alterations 追加工名稱	Description 加工說明	Alterations 追加工名稱	Description 加工說明
PC WC	Tip dimension change 變更刃口尺寸 *請參考表12	KC WKC KFC NKC	Addition key flats 止迴追加工
BC	Tip length change 變更刃口長度 *請參考表13	HC	Head diameter change 變更頭緣直徑 *請參考表1
SC	Lapping of tip 刃口拋光加工	TC	Head thickness change 變更頭緣厚度 *請參考表1
PRC	Rounding of tip side edge 刃口側端面R加工	TCC	Chamfering of head 頭緣部C面加工
PCC	Chamfering to tip side edge 刃口側端面C倒角加工	AC	The jector pin is removed to create an air path and the side vent hole is plugged from the inside by inserting a resin (ABS) ring. 作為空壓用·將頂出銷拔除·放入環狀樹脂(ABS)從內側將橫孔塞柱
PKC	Tip tolerance change 變更刃口公差	NC	The jector pin is removed. 拔除頂出銷
LC	Full length change 變更全長 *請參考表5	TPC	Dowel pin change 變更定位銷
LKC LKZ	Full length tolerance change 變更全長公差	NDC	No press-in lead 無導入部

*追加工詳細說明請參考產品概要-追加工說明