

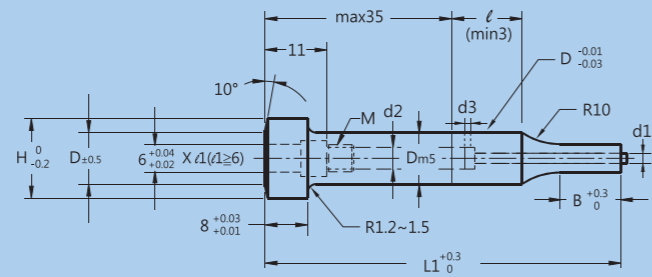



precision.MIT

Jector Punches For Heavy Load With Locating Dowel Holes(Finished For Retainers) - WPC · HW Coating

厚板用附定位孔頂料沖頭(已做配合沖頭固定座加工) - WPC處理 · HW COAT處理

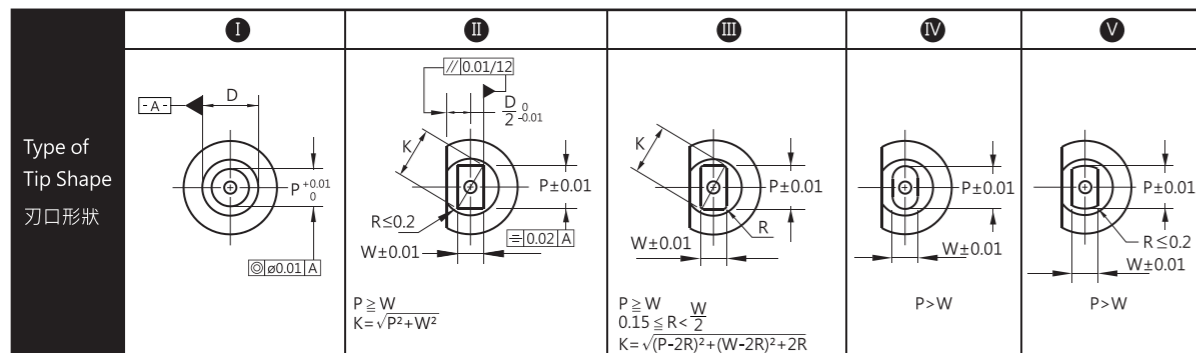
HTP040



※ Including Dowel Pin 附定位銷

Type 品名	Material 材質	Hardness 硬度	Surface Treatment 表面處理	Delivery 交貨日
HTP040-A	SKH51	61~64HRC Surface表面1000~1200HV	WPC	8 Working Days 8 個工作日
HTP040-B		61~64HRC Surface表面3000HV	HW COAT	

D Tolerance 柄部直徑公差
m5



Type 品名	Tip Length 刃口長度	D	L1 (u: 10mm)	I (u:0.01mm) min. P max.	II/III/IV/V (u:0.01mm) P-Kmax.	II/III/IV/V (u:0.01mm) P-Wmin.	III (u:0.01mm) R	B	H	d1	d2	d3	M
HTP040-A	S	10	(60)~(130)	5.00~9.99	9.97	5.00	0.15 ≤ R < W/2	13	15	1.8	4.4	1.5	5
		13	(60)~(130)	6.00~12.99	12.97	6.00		13	18	2.8			
		16	(60)~(130)	10.00~15.99	15.97	6.00		19	21				
		20	(60)~(130)	13.00~19.99	19.97	6.00		19	25				
		25	(60)~(130)	18.00~24.99	24.97	6.00		19	30	3.1			
HTP040-B	L	10	(60)~(130)	5.00~9.99	9.97	5.00		19	15	1.8			
		13	(60)~(130)	6.00~12.99	12.97	6.00		19	18	2.8			
		16	70~(130)	10.00~15.99	15.97	6.00		25	21				
		20	70~(130)	13.00~19.99	19.97	6.00		25	25				
		25	70~(130)	18.00~24.99	24.97	6.00		25	30	3.1			

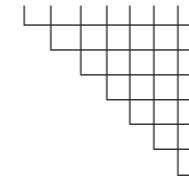
* L1 (60)→B=8 If full length is (60), tip length is 8mm in all cases. 全長為(60)時 · 刃口長度一律為8mm
 * I : P>D-0.03 → ℓ=0 If P>D-0.03 for a round punch, D^{-0.01/-0.03} (press-in lead) is not included. 圓沖頭P>D-0.03時 · 不附D^{-0.01/-0.03} (導入部)
 * II/III/IV/V : P · K>D-0.05 → ℓ=0 If P · K>D-0.05 for a shaped punch, D^{-0.01/-0.03} (press-in lead) is not included. 變形沖頭P · K>D-0.05時 · 不附D^{-0.01/-0.03} (導入部)

Jector Punches For Heavy Load With Locating Dowel Holes(Finished For Retainers) - WPC · HW Coating

厚板用附定位孔頂料沖頭(已做配合沖頭固定座加工) - WPC處理 · HW COAT處理

Order Ex. 訂購範例

HTP040-□-10-L1-P-W-□-□



A or B
 OD.
 Length
 Tip OD.
 Tip Wide(II/III/IV/V)
 Tip Length(S/L)
 Type of Tip Shape(I/II/III/IV/V)

沖頭材質
 外徑
 長度
 前端外徑
 前端寬度(II/III/IV/V)
 刃口長度(S/L)
 刃口形狀(I/II/III/IV/V)

Alterations 追加工名稱	Description 加工說明	Alterations 追加工名稱	Description 加工說明
Alterations to Tip 刃口追加工	BC Tip length change 變更刃口長度 *請參考表13	Alterations to Shank 柄部追加工	AC The jector pin is removed to create an air path and the side vent hole is plugged from the inside by inserting a resin (ABS) ring. 作為空壓用，將頂出銷拔除，放入環狀樹脂(ABS)從內側將橫孔塞柱
	PRC Rounding of tip side edge 刃口側端面R加工		NC The jector pin is removed. 拔除頂出銷
	PCC Chamfering to tip side edge 刃口側端面C倒角加工		PKC Tip tolerance change 變更刃口公差
Alterations to Full Length 全長追加工	LC Full length change 變更全長 *請參考表6	TPC Dowel pin change 變更定位銷	*追加工詳細說明請參考產品概要-追加工說明
	LKC Full length tolerance change 變更全長公差	NDC No press-in lead 無導入部	