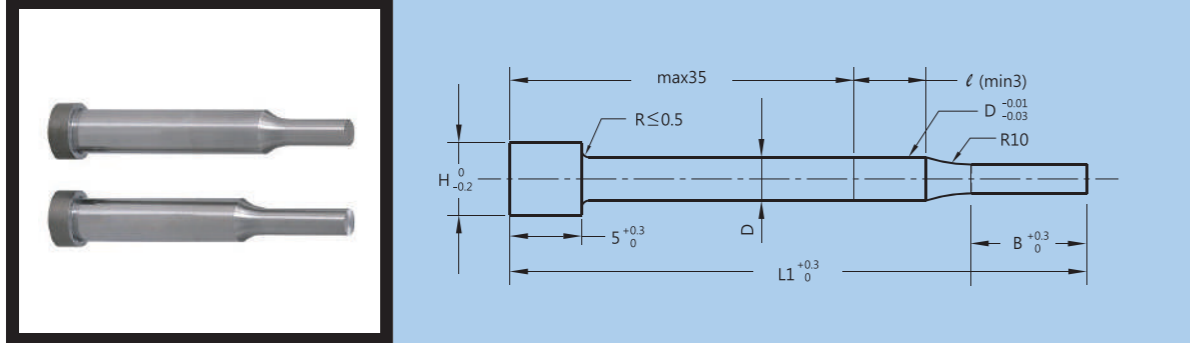
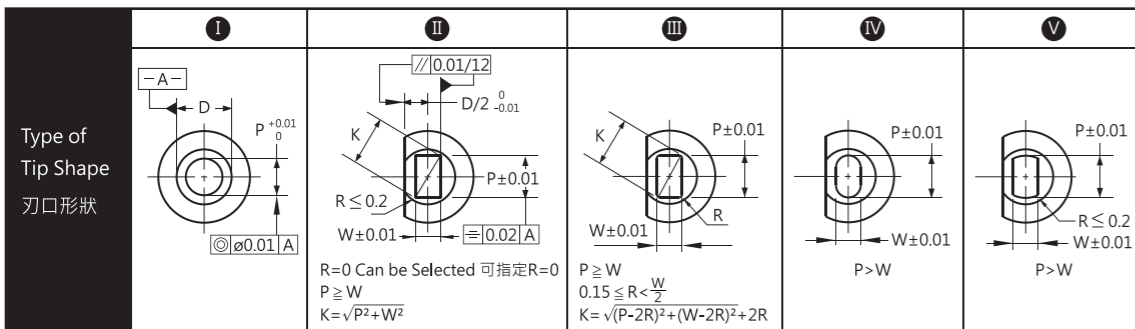


HTP004



Type 品名	Material 材質	Hardness 硬度	Surface Treatment 表面處理	Delivery 交貨日
HTP004-A	Equivalent to SKD11 SKD11同級	60~63HRC Surface表面1000~1100HV	WPC	8 Working Days 8 個工作日
HTP004-B	SKH51	61~64HRC Surface表面1000~1100HV	WPC	
HTP004-C		61~64HRC Surface表面3000HV	HW COAT	
HTP004-D	Powdered Highspeed Steel 粉末高速鋼	64~67HRC Surface表面1000~1100HV	WPC	
HTP004-E		64~67HRC Surface表面3000HV	HW COAT	

D Tolerance 柄部直徑公差	
a	m5
b	+0.005 0



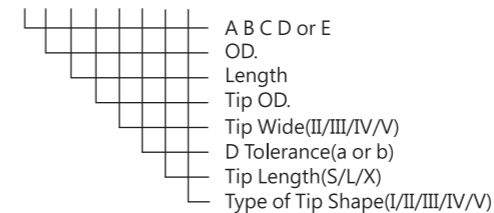
Type 品名	Tip Length 刃口長度	D	L1 (u: 10mm)	I (u:0.01mm) min. P max.	II/III/IV/V (u:0.01mm) P·Kmax.	II/III/IV/V (u:0.01mm) P·Wmin.	III (u:0.01mm) R	B	H
HTP004-A HTP004-B HTP004-C HTP004-D HTP004-E	S	3	40~100	1.00~2.99	-	-	$0.15 \le R < \frac{W}{2}$	8	5
		4	40~100	1.00~3.99	3.97	1.00		8	7
		5	40~100	2.00~4.99	4.97	1.20		8	8
		6	40~100	2.00~5.99	5.97	1.50		8	9
		8	(40)~100	3.00~7.99	7.97	2.00		13	11
		10	(40)~100	3.00~9.99	9.97	2.50		13	13
		13	(40)~100	6.00~12.99	12.97	3.00		13	16
HTP004-A HTP004-B HTP004-C HTP004-D HTP004-E	L	3	50~100	1.00~2.99	-	-	13	5	
		4	50~100	1.00~3.99	3.97	2.00	13	7	
		5	50~100	2.00~4.99	4.97	2.00	13	8	

Type 品名	Tip Length 刃口長度	D	L1 (u: 10mm)	I (u:0.01mm) min. P max.	II/III/IV/V (u:0.01mm) P·Kmax.	II/III/IV/V (u:0.01mm) P·Wmin.	III (u:0.01mm) R	B	H
HTP004-A	L	6	50~100	2.00~5.99	5.97	2.00	$0.15 \le R < \frac{W}{2}$	13	9
		8	50~100	3.00~7.99	7.97	2.50		19	11
		10	50~100	3.00~9.99	9.97	2.50		19	13
		13	50~100	6.00~12.99	12.97	3.00		19	16
		16	60~100	10.00~15.99	15.97	4.00		25	19
		20	60~100	13.00~19.99	19.97	5.00		25	23
HTP004-B	X	3	50~100	1.20~2.99	-	-	19	5	
		4	50~100	1.20~3.99	3.97	2.00	19	7	
HTP004-C	X	5	60~100	2.00~4.99	4.97	3.50	25	8	
		6	60~100	2.00~5.99	5.97	3.50	25	9	
HTP004-D	X	8	60~100	3.00~7.99	7.97	5.00	30	11	
		10	60~100	3.00~9.99	9.97	5.00	30	13	
HTP004-E	X	13	60~100	6.00~12.99	12.97	5.00	30	16	
		16	70~100	10.00~15.99	-	-	40	19	
		20	70~100	13.00~19.99	-	-	40	23	
		25	70~100	18.00~24.99	-	-	40	28	

* I : P > D-0.03 → $\ell = 0$
If P > D-0.03 for a round punch, D^{-0.01}_{-0.03} (press-in lead) is not included.
圓沖頭P>D-0.03時，不附D^{-0.01}_{-0.03} (導入部)
* II/III/IV/V : P · K > D-0.05 → $\ell = 0$
If P · K > D-0.05 for a shaped punch, D^{-0.01}_{-0.03} (press-in lead) is not included.
變形沖頭P · K > D-0.05時，不附D^{-0.01}_{-0.03} (導入部)
* L1 (40) → B=8
If full length is (40), tip length is 8mm in all cases.
全長為(40)時，刃口長度一律為8mm

Order Ex. 訂購範例

HTP004-□-3-L1-P-W-□-□-□



材質及表面處理方式
外徑
長度
前端外徑
前端寬度(II/III/IV/V)
柄部直徑公差(a or b)
刃口長度(S/L/X)
刃口形狀(I/II/III/IV/V)

Alterations 追加加工名稱	Description 加工說明	Alterations 追加加工名稱	Description 加工說明
PC WC	Tip dimension change 變更刃口尺寸 *請參考表1	KC WKC KFC NKC	Addition key flats 止迴加工
BC	Tip length change 變更刃口長度 *請參考表1	HC	Head diameter change 變更頭緣直徑 *請參考表1
PRC	Rounding of tip side edge 刃口側端面R加工	TC	Head thickness change 變更頭緣厚度 *請參考表1
PCC	Chamfering to tip side edge 刃口側端面C倒角加工	TKC TKM	Head thickness tolerance change 變更頭緣厚度公差
PKC	Tip tolerance change 變更刃口公差	TCC	Chamfering of head 頭緣部C面加工
LC	Full length change 變更全長 *請參考表1	RC	Head thickness is machined to a tolerance of -0.04~0 relative to the retainer surface. 搭配沖頭固定座，在頭緣部做-0.04~0加工
LCT LMT	Changes to head thickness tolerance and full length are processed using a single code. 變更頭緣厚度公差與全長 *請參考表1	UC	Modification for urethane stripper (USN) installation 剝料用優力膠(USN)安裝加工 *請參考表1
LKC	Full length tolerance change 變更全長公差	NDC	No press-in lead 無導入部

*追加加工詳細說明請參考產品概要-追加加工說明